







TCAT 2010 Election - Mayoral Candidate Survey

1. Please fill out your contact information

	Response Percent	Response Count
Name 	100.0%	14
Email Address 	100.0%	14
Phone Number 	100.0%	14
<i>answered question</i>		14
<i>skipped question</i>		0






2. Will you fully staff and fund the Pedestrian Projects Unit of the Public Realm Section?

	Response Percent	Response Count
Yes 	53.8%	7
No 	15.4%	2
Don't Know/No Opinion 	30.8%	4
<i>answered question</i>		13
<i>skipped question</i>		1

3. Comments? (optional)

	Response Count
	9
<i>answered question</i>	9
<i>skipped question</i>	5




4. 2a) What year will the Bike Plan be implemented?

		Response Percent	Response Count
2011		23.1%	3
2012		38.5%	5
2013		0.0%	0
2014		15.4%	2
2015		0.0%	0
2016		0.0%	0
2017		0.0%	0
2018		0.0%	0
2019		0.0%	0
2020		7.7%	1
2021		15.4%	2
<i>answered question</i>			13
<i>skipped question</i>			1

5. 2b) How will you prevent the delays that have plagued the implementation of the Bike Plan for the past nine years?

	Response Count
	13
<i>answered question</i>	13
<i>skipped question</i>	1




6. Do you support the development and implementation of the Complete Streets Policy in Toronto?

	Response Percent	Response Count
Strongly Support 	69.2%	9
Somewhat Support 	23.1%	3
Somewhat Oppose	0.0%	0
Strongly Oppose	0.0%	0
Don't Know/No Opinion 	7.7%	1
<i>answered question</i>		13
<i>skipped question</i>		1





7. Explain why or why not.

	Response Count
	11
<i>answered question</i>	11
<i>skipped question</i>	3




8. • Increasing the number of employees using bikes in the course of their duties?

	Response Percent	Response Count
Strongly Support 	69.2%	9
Somewhat Support 	23.1%	3
Somewhat Oppose	0.0%	0
Strongly Oppose 	7.7%	1
Don't Know/No Opinion	0.0%	0
answered question		13
skipped question		1





9. • Increasing the use of bike and foot couriers?

	Response Percent	Response Count
Strongly Support 	76.9%	10
Somewhat Support 	7.7%	1
Somewhat Oppose	0.0%	0
Strongly Oppose 	7.7%	1
Don't Know/No Opinion 	7.7%	1
answered question		13
skipped question		1

10. • Ensuring all city buildings and recreational facilities have a sufficient number of secure bicycle parking facilities and commit to increasing the number of indoor parking facilities for staff?

	Response Percent	Response Count
Strongly Support 	76.9%	10
Somewhat Support 	15.4%	2
Somewhat Oppose	0.0%	0
Strongly Oppose 	7.7%	1
Don't Know/No Opinion	0.0%	0
<i>answered question</i>		13
<i>skipped question</i>		1




11. • Exploring new purchasing policies that utilize local manufacturers and businesses to shift from a dependency on motor-vehicle deliveries to cycling deliveries?

	Response Percent	Response Count
Strongly Support 	61.5%	8
Somewhat Support 	15.4%	2
Somewhat Oppose	0.0%	0
Strongly Oppose 	15.4%	2
Don't Know/No Opinion 	7.7%	1
<i>answered question</i>		13
<i>skipped question</i>		1

12. 4b) What goal will you set for each of the above programs and services? (e.g., how many more city departments will adopt cycling as the primary mode of transport for work-related trips?)

	Response Count
	11
<i>answered question</i>	11
<i>skipped question</i>	3




13. Do you support building a new major east-west bicycle lane on Bloor Street and Danforth Avenue?

	Response Percent	Response Count
Strongly Support 	46.2%	6
Somewhat Support 	30.8%	4
Somewhat Oppose	0.0%	0
Strongly Oppose 	23.1%	3
Don't Know/No Opinion	0.0%	0
<i>answered question</i>		13
<i>skipped question</i>		1

14. Comments? (optional)

	Response Count
	8
<i>answered question</i>	8
<i>skipped question</i>	6


15. Do you support integrating active transportation into the transit system?

	Response Percent	Response Count
Strongly Support 	76.9%	10
Somewhat Support 	15.4%	2
Somewhat Oppose	0.0%	0
Strongly Oppose 	7.7%	1
Don't Know/No Opinion	0.0%	0
answered question		13
skipped question		1

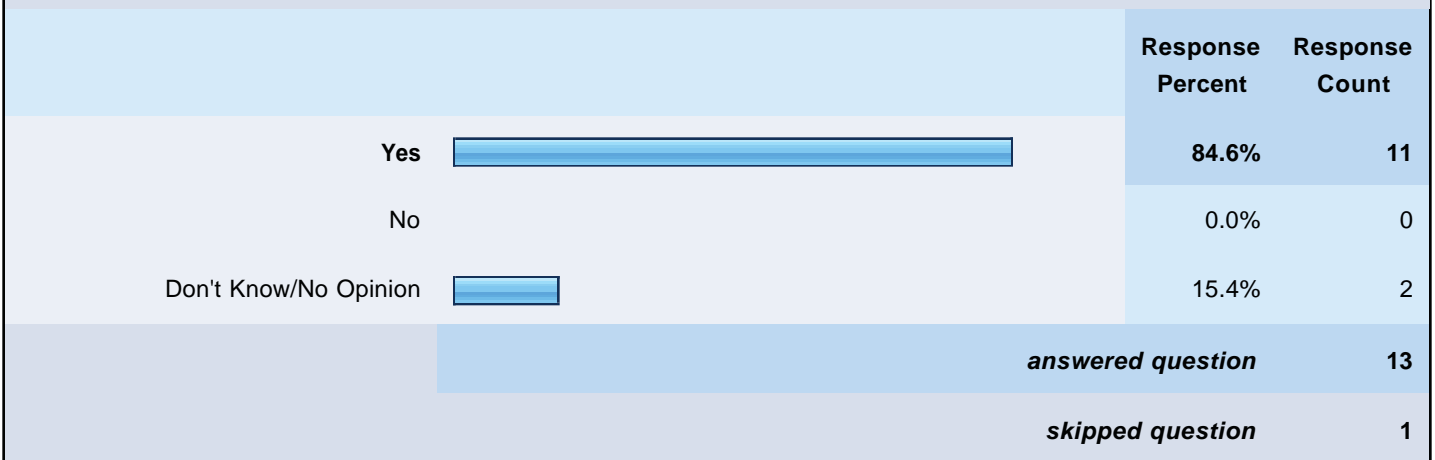
16. Comments? (optional)

	Response Count
	5
answered question	5
skipped question	9


17. 7a) Do you support implementing street designs that encourage lower speeds?







18. 7b) Will you eliminate the backlog of repairs for roads and sidewalks?








19. 7c) How will you integrate cycling and walking into the winter maintenance program?






20. 8a) Do you support creating more on-street bicycle parking corrals throughout Toronto to improve active transportation?

	Response Percent	Response Count
Strongly Support 	69.2%	9
Somewhat Support 	7.7%	1
Somewhat Oppose	0.0%	0
Strongly Oppose 	15.4%	2
Don't Know/No Opinion 	7.7%	1
<i>answered question</i>		13
<i>skipped question</i>		1

21. 8b) How many more on-street bicycle parking spaces will you create?

	Response Percent	Response Count
None 	23.1%	3
1-25 	15.4%	2
26-50 	7.7%	1
51-75 	7.7%	1
76-100	0.0%	0
Over 100 	46.2%	6
<i>answered question</i>		13
<i>skipped question</i>		1

22. Do you support investing in cycling and walking promotion campaigns and resources to promote active transportation within the city?

	Response Percent	Response Count
Strongly Support 	69.2%	9
Somewhat Support 	23.1%	3
Somewhat Oppose	0.0%	0
Strongly Oppose 	7.7%	1
Don't Know/No Opinion	0.0%	0
<i>answered question</i>		13
<i>skipped question</i>		1

23. Comments? (optional)

	Response Count
	11
<i>answered question</i>	
<i>skipped question</i>	
	11
	3