

TCAT 2010 Election - Ward Councillor Candidate Survey

1. Please fill out your contact information

	Response Percent	Response Count
Name <input type="text"/>	100.0%	84
Email Address <input type="text"/>	100.0%	84
Phone Number <input type="text"/>	100.0%	84
<i>answered question</i>		84
<i>skipped question</i>		0







2. Will you fully staff and fund the Pedestrian Projects Unit of the Public Realm Section?

	Response Percent	Response Count
Yes <input type="checkbox"/>	78.6%	66
No <input type="checkbox"/>	4.8%	4
Don't Know/No Opinion <input type="checkbox"/>	16.7%	14
<i>answered question</i>		84
<i>skipped question</i>		0

3. Comments? (optional)

	Response Count
<input type="text"/>	43
<i>answered question</i>	43
<i>skipped question</i>	41






4. 2a) What year will the Bike Plan be implemented?

		Response Percent	Response Count
2011		2.4%	2
2012		15.5%	13
2013		9.5%	8
2014		31.0%	26
2015		14.3%	12
2016		10.7%	9
2017		0.0%	0
2018		3.6%	3
2019		1.2%	1
2020		4.8%	4
2021		7.1%	6
<i>answered question</i>			84
<i>skipped question</i>			0

5. 2b) How will you prevent the delays that have plagued the implementation of the Bike Plan for the past nine years?

	Response Count
	72
<i>answered question</i>	72
<i>skipped question</i>	12






6. Do you support the development and implementation of the Complete Streets Policy in Toronto?

	Response Percent	Response Count
Strongly Support 	77.4%	65
Somewhat Support 	14.3%	12
Somewhat Oppose 	3.6%	3
Strongly Oppose 	1.2%	1
Don't Know/No Opinion 	3.6%	3
answered question		84
skipped question		0






7. Explain why or why not.

	Response Count
	63
answered question	63
skipped question	21

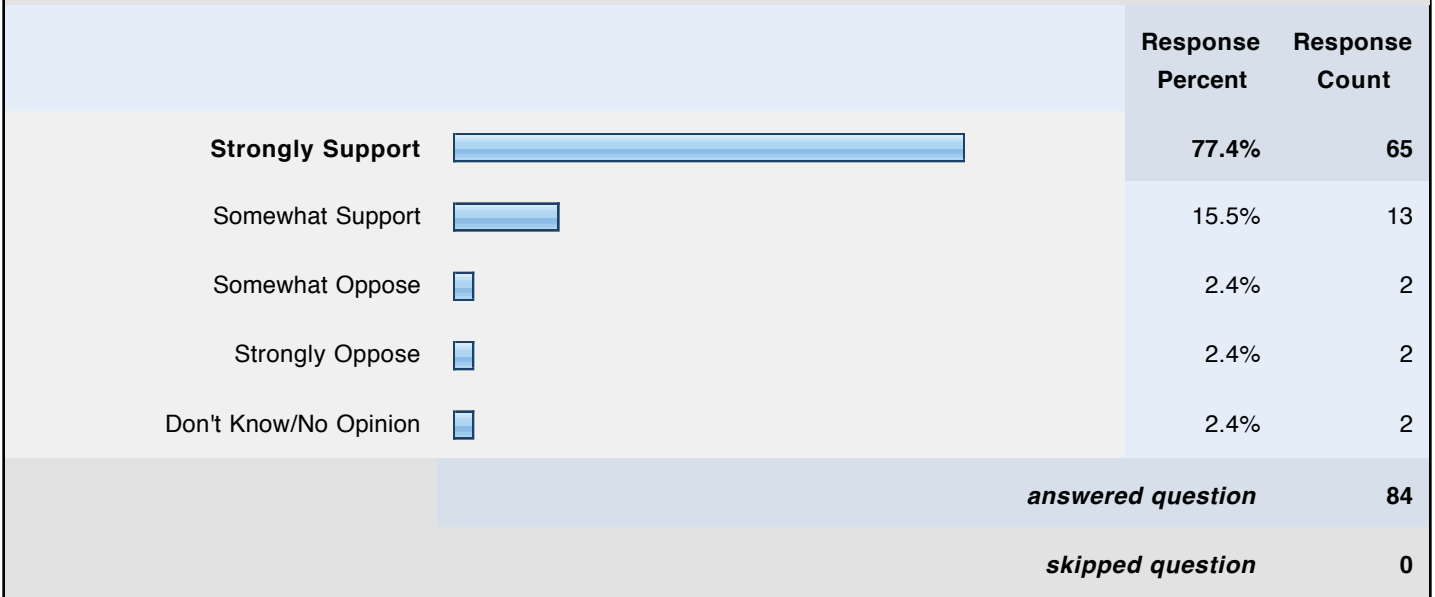
8. • Increasing the number of employees using bikes in the course of their duties?

	Response Percent	Response Count
Strongly Support 	63.1%	53
Somewhat Support 	26.2%	22
Somewhat Oppose 	6.0%	5
Strongly Oppose 	2.4%	2
Don't Know/No Opinion 	2.4%	2
<i>answered question</i>		84
<i>skipped question</i>		0

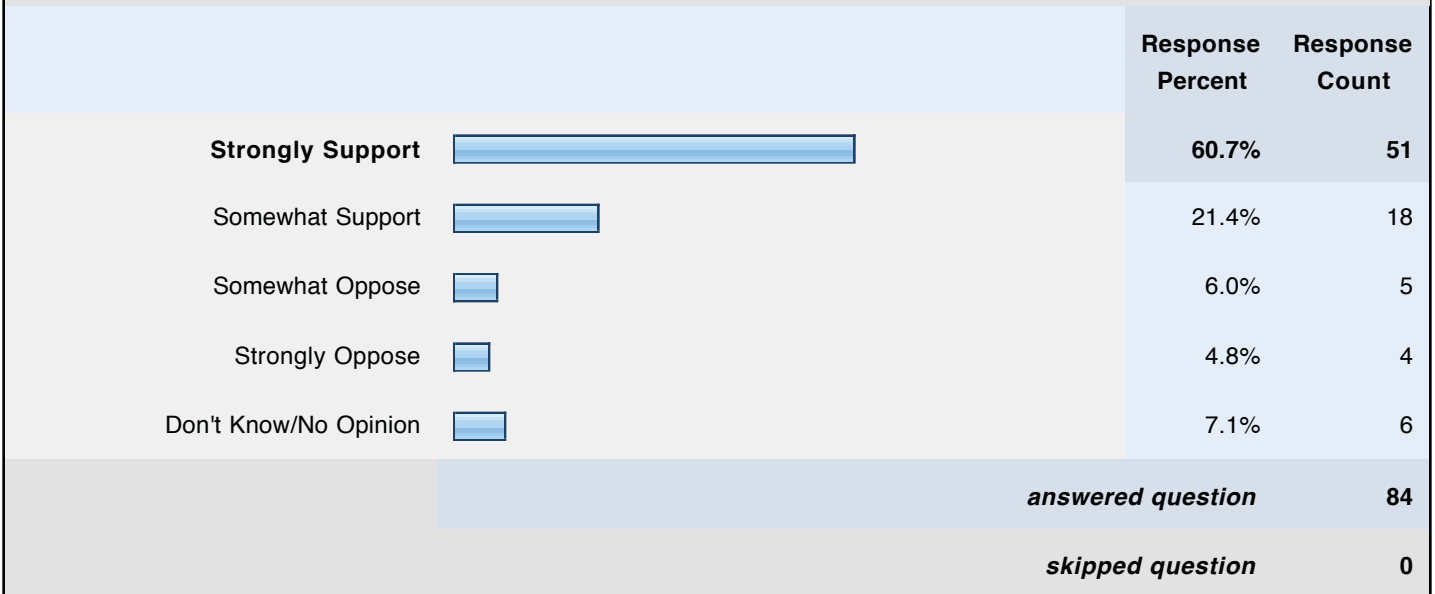
9. • Increasing the use of bike and foot couriers?

	Response Percent	Response Count
Strongly Support 	67.9%	57
Somewhat Support 	22.6%	19
Somewhat Oppose 	4.8%	4
Strongly Oppose 	2.4%	2
Don't Know/No Opinion 	2.4%	2
<i>answered question</i>		84
<i>skipped question</i>		0

10. • Ensuring all city buildings and recreational facilities have a sufficient number of secure bicycle parking facilities and commit to increasing the number of indoor parking facilities for staff?








11. • Exploring new purchasing policies that utilize local manufacturers and businesses to shift from a dependency on motor-vehicle deliveries to cycling deliveries?



12. 4b) What goal will you set for each of the above programs and services? (e.g., how many more city departments will adopt cycling as the primary mode of transport for work-related trips?)

	Response Count
	67
<i>answered question</i>	67
<i>skipped question</i>	17





13. Do you support building a new major east-west bicycle lane on Bloor Street and Danforth Avenue?

	Response Percent	Response Count
Strongly Support 	44.6%	37
Somewhat Support 	31.3%	26
Somewhat Oppose 	4.8%	4
Strongly Oppose 	10.8%	9
Don't Know/No Opinion 	8.4%	7
<i>answered question</i>		83
<i>skipped question</i>		1

14. Comments? (optional)

	Response Count
	49
<i>answered question</i>	49
<i>skipped question</i>	35






15. Do you support integrating active transportation into the transit system?

	Response Percent	Response Count
Strongly Support 	71.1%	59
Somewhat Support 	25.3%	21
Somewhat Oppose 	2.4%	2
Strongly Oppose 	1.2%	1
Don't Know/No Opinion	0.0%	0
<i>answered question</i>		83
<i>skipped question</i>		1




16. Comments? (optional)

	Response Count
	31
<i>answered question</i>	31
<i>skipped question</i>	53

17. 7a) Do you support implementing street designs that encourage lower speeds?

	Response Percent	Response Count
Strongly Support 	57.8%	48
Somewhat Support 	28.9%	24
Somewhat Oppose 	7.2%	6
Strongly Oppose 	4.8%	4
Don't Know/No Opinion 	1.2%	1
<i>answered question</i>		83
<i>skipped question</i>		1





18. 7b) Will you eliminate the backlog of repairs for roads and sidewalks?

	Response Percent	Response Count
Yes 	84.3%	70
No 	3.6%	3
Don't Know/No Opinion 	12.0%	10
<i>answered question</i>		83
<i>skipped question</i>		1







19. 7c) How will you integrate cycling and walking into the winter maintenance program?

	Response Count
	64
<i>answered question</i>	64
<i>skipped question</i>	20






20. 8a) Do you support creating more on-street bicycle parking corrals throughout Toronto to improve active transportation?

	Response Percent	Response Count
Strongly Support 	66.3%	55
Somewhat Support 	25.3%	21
Somewhat Oppose 	6.0%	5
Strongly Oppose	0.0%	0
Don't Know/No Opinion 	2.4%	2
<i>answered question</i>		83
<i>skipped question</i>		1

21. 8b) How many more on-street bicycle parking spaces will you create?

	Response Percent	Response Count
None 	4.8%	4
1-25 	24.1%	20
26-50 	20.5%	17
51-75 	9.6%	8
76-100 	6.0%	5
Over 100 	34.9%	29
<i>answered question</i>		83
<i>skipped question</i>		1

22. Do you support investing in cycling and walking promotion campaigns and resources to promote active transportation within the city?

	Response Percent	Response Count
Strongly Support 	71.1%	59
Somewhat Support 	22.9%	19
Somewhat Oppose 	3.6%	3
Strongly Oppose 	1.2%	1
Don't Know/No Opinion 	1.2%	1
<i>answered question</i>		83
<i>skipped question</i>		1

23. Comments? (optional)

	Response Count
	35
<i>answered question</i>	35
<i>skipped question</i>	49