

CITY OF TORONTO

café design guidelines

CITY OF TORONTO . OCTOBER 6, 2014 . TRANSPORTATION SERVICES . PUBLIC REALM SECTION



TORONTO CAFÉ GUIDELINES

project overview



TORONTO CAFÉ GUIDELINES

project overview

THE PROJECTS

Harmonization of Outdoor Café & Marketing Bylaws

- Municipal Licencing & Standards Division
- Review of the bylaws governing outdoor cafés on the right-of-way

Outdoor Café Guidelines

- Transportation Services Division (Public Realm Section)
- Update of Outdoor Café Guidelines



project overview

Work Plan

1

2

Analysis
June - August 2014

3

Initial Directions
Sept - Nov 2014

4

Document Preparation
Dec 2014

5

Council Reporting
Late Spring 2015

Cafe Season
Summer 2015

TORONTO CAFÉ GUIDELINES

analysis



TORONTO CAFÉ GUIDELINES

analysis



RELATED CITY PROJECTS & POLICIES

Design

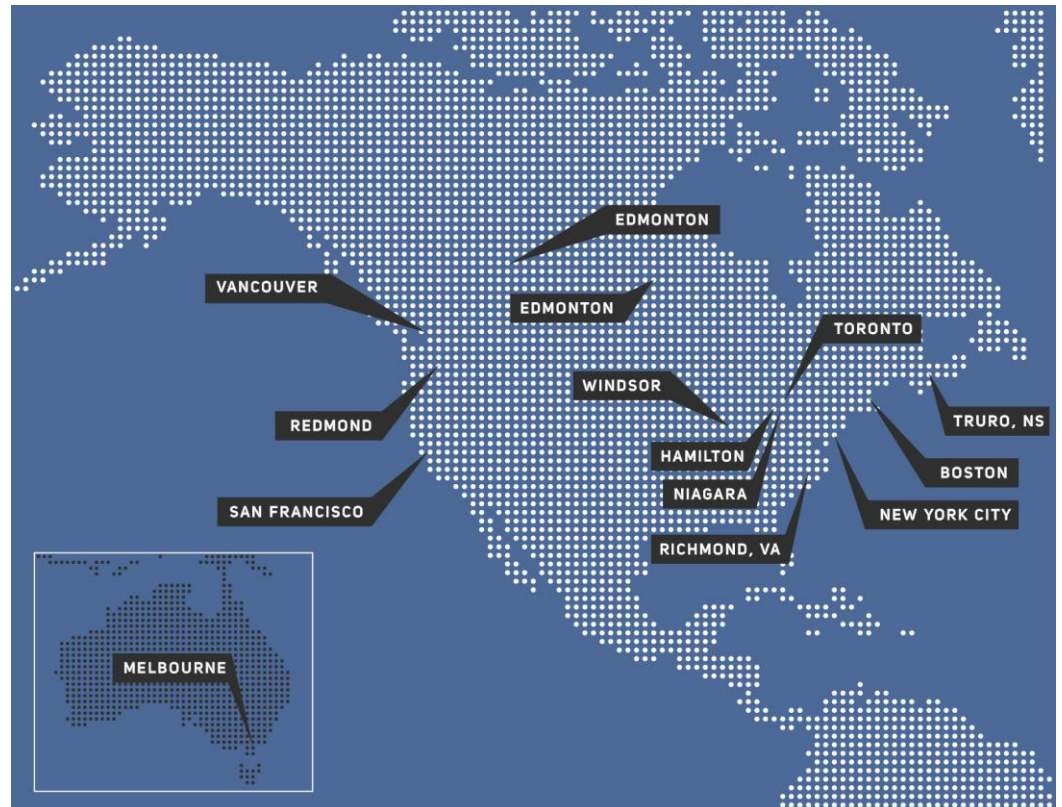
- Toronto Walking Strategy
- Vibrant Streets
- Streetscape Manual
- Café Guidelines
- Complete Streets

Regulatory

- Ontario Building Code
- Liquor Licence Act



Jurisdictions Reviewed



TORONTO CAFÉ GUIDELINES

analysis



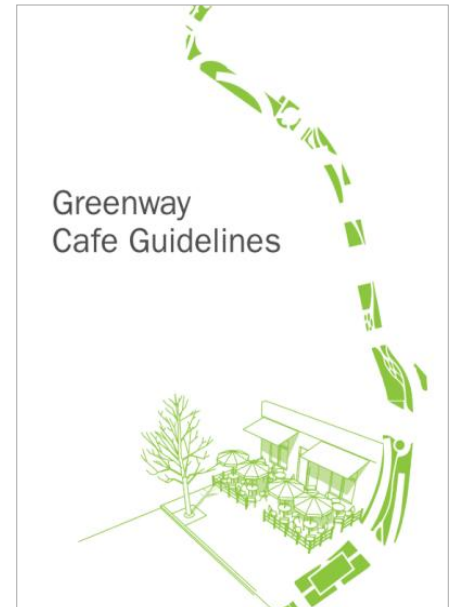
OTHER JURISDICTIONS

Existing Bylaws

- No clear example of café bylaw + illustrated bylaw overlay

Content

- Brief to extensive
- Technical to design-based to comprehensive
- Often include ...
 - design principles
 - illustrations
 - application summary
 - maintenance requirements



TORONTO CAFÉ GUIDELINES

analysis

OTHER JURISDICTIONS

Top Guidance Documents

- Melbourne Café Guidelines (comprehensive)
- Richmond Café Guidelines (design only)
- San Francisco Parklets (comprehensive)
- Vancouver Parklets (comprehensive)



TORONTO CAFÉ GUIDELINES

analysis

<i>Quality of Public Realm</i>	<i>Accessible Sidewalks</i>	<i>Regulation</i>
<ul style="list-style-type: none">• poorly executed cafe enclosures can privatize public space• allowable cafe types limit design flexibility• quality of cafe furniture detracts from public realm• current emphasis on fencing limits design flexibility	<ul style="list-style-type: none">• minimum pedestrian clearway standards often not sufficient• many patio designs force pedestrians to weave• cafe furniture encroachments are common	<ul style="list-style-type: none">▪ staff application refusals often overruled at council▪ restrictive liquor regulations limit flexibility▪ staff resources to enforce are minimal▪ current process does not allow transportation approval



TORONTO CAFÉ GUIDELINES

initial directions



TORONTO CAFÉ GUIDELINES

initial directions


CAFÉ BYLAW THEMES

Bylaw Update

- Consolidate pre-amalgamation by law provisions
- Update by-law provisions , fees & enforcement processes

Increase Choice

- Identify new opportunities for cafés within the public right-of-way



TORONTO CAFÉ GUIDELINES

initial directions

CAFÉ GUIDELINE THEMES

Bylaw Interpretation

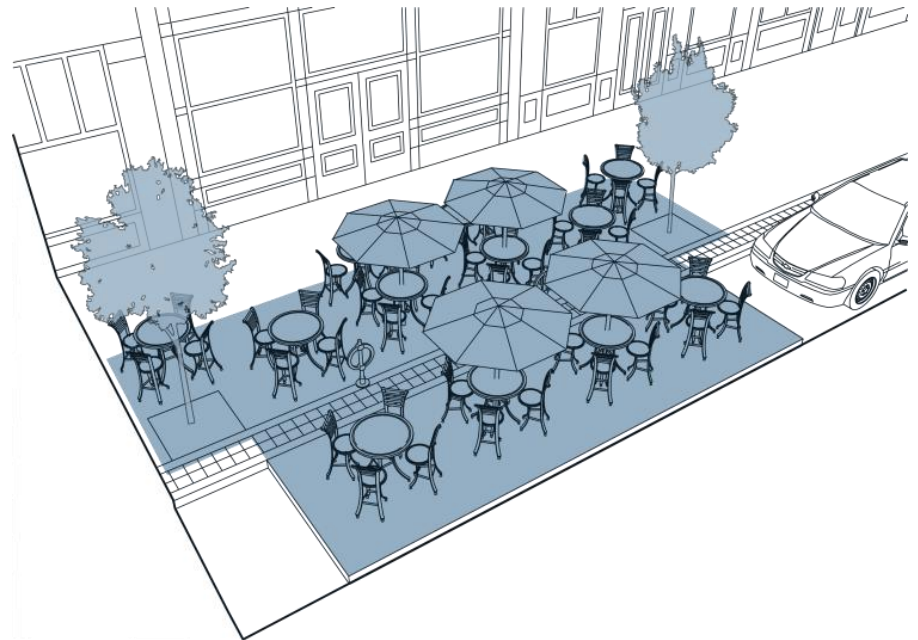
- Help the café applicant understand and interpret the Bylaw
- Help the café applicant navigate through the application process

Design Quality

- Provide café applicants with additional flexibility and choice
- Encourage more high-quality and well-designed boulevard cafes

Safety & Accessibility

- Ensure outdoor cafes do not interfere with pedestrian movement



initial directions

*Overall Approach
to the Café Guidelines*

CONTENT

Design Guidelines
(Boston, Richmond)

Design Guidelines + Selected Content
(Vancouver Parklets)

Comprehensive Guidelines
(Melbourne)

initial directions

*Overall Approach
to the Café Guidelines*

LENGTH

Short Document
(Boston Overlay)

Medium Document
(Vancouver Parklets, Toronto POPS)

Extensive Document
(Melbourne, San Francisco)

TORONTO CAFÉ GUIDELINES

initial directions

DOCUMENT LANGUAGE

Positive Guidance

- Recent guidelines focus on positive guidance
- Use of the terms 'should be', 'shall be', 'must be' should be carefully considered

"should be" or "is encouraged"

"should be uniform in style and design"

"high quality durable materials are encouraged"

"should be constructed using weather resistant materials"

"is discouraged"

"plastic furniture is discouraged"

"shall be" or "must be"

"must be constructed of materials that do not deteriorate quickly"

"furniture shall be visually pleasing and unified"

"furniture shall be constructed using weather resistant materials"

"shall be/must be manufactured for outdoor use"

"shall be commercial grade"

"is not permitted" or "is unacceptable"

"plastic and resin chairs are not permitted"

"furniture constructed entirely of plastic is unacceptable"

TORONTO CAFÉ GUIDELINES

initial directions

KEY DOCUMENT SECTIONS

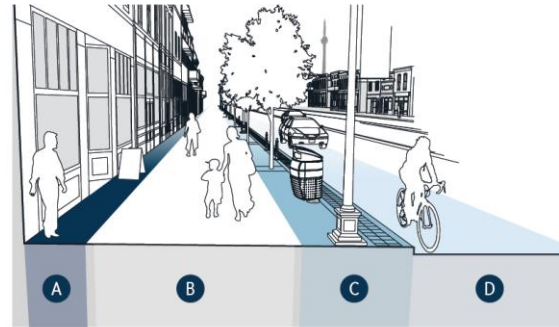
Definitions

- Establish definitions using clear language
 - Frontage Zone
 - Pedestrian Clearway
 - Curbside / Furnishing Zone
 - Curb / Parking Lane
- Bridge the gap between bylaw and lay terminology (the bylaw is the foundation)

2.2 SIDEWALK ZONES

A collection of basic definitions. For full glossary see Appendix B.

Sidewalk Zones Introduction (Dayne will draft)



A Frontage and Marketing Zone

The frontage zone is the section of sidewalk between the building/property line and pedestrian clearway. This zone includes space for entryways, architectural elements, sidewalk cafes and marketing. It allows pedestrians a comfortable distance from the building fronts. It is important that elements in the frontage zone don't infringe on the pedestrian clearway.

B Pedestrian Clearway

The pedestrian clearway is the zone or area of sidewalk that accommodates pedestrian movement. It must be a clear, straight, unobstructed and continuous path of sidewalk of reasonable width to provide universally accessible, safe and comfortable passage for pedestrians. The pedestrian clearway must run the entire length of the sidewalk, generally parallel to the property line and must provide unobstructed access to any City-approved installation located on the sidewalk.

Other elements belonging to the frontage zone and furnishings zone should not protrude into the pedestrian clearway zone.

C Furnishings Zone

The furnishings zone is the section of sidewalk between the curb and the pedestrian clearway in which street furniture and amenities, such as lighting, benches, newspaper kiosks, utility poles, tree pits, and bicycle parking are provided. As such, this zone collects the objects that may obstruct pedestrian flow, and provides a buffer for pedestrians from the adjacent roadway. Vertical objects in this zone must be strategically placed to not obstruct sight lines.

D Parking/Curb Lane Zone

The parking/curb lane zone is the area of road located immediately adjacent to the curb. This lane offers the opportunity for permanent or off-peak parking, and may now be used as parklet space.

TORONTO CAFÉ GUIDELINES

initial directions

KEY DOCUMENT SECTIONS

Pedestrian Clearways

- A minimum 2.1m clearway unless a lesser width is permissible or a greater width is required to safely accommodate pedestrian movement
- A greater clearway in locations with:
 - med/high pedestrian activity
 - near a transit hub
 - arterial/collector street
 - significant commercial activity
- Clearway shouldn't shift
- Potential to be described in a comprehensive map

Pedestrian Activity Level



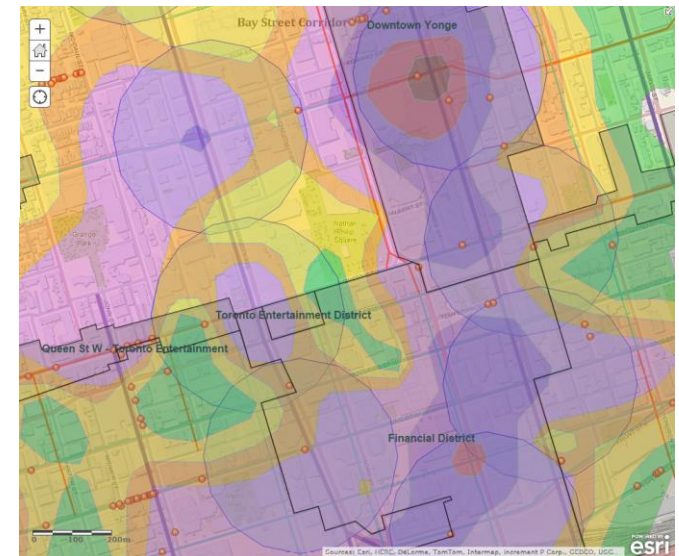
150 m radius of Subway Stops



Streetscape Manual



BIAs



TORONTO CAFÉ GUIDELINES


initial directions

KEY DOCUMENT SECTIONS

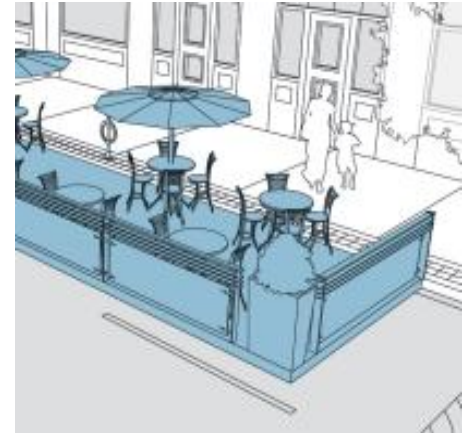
Café Classification

- An introduction to the range of possibilities
- Allow applicants to select their preferred arrangement from the outset
- Not a common section in other guidelines (most jurisdictions only allow a single arrangement)

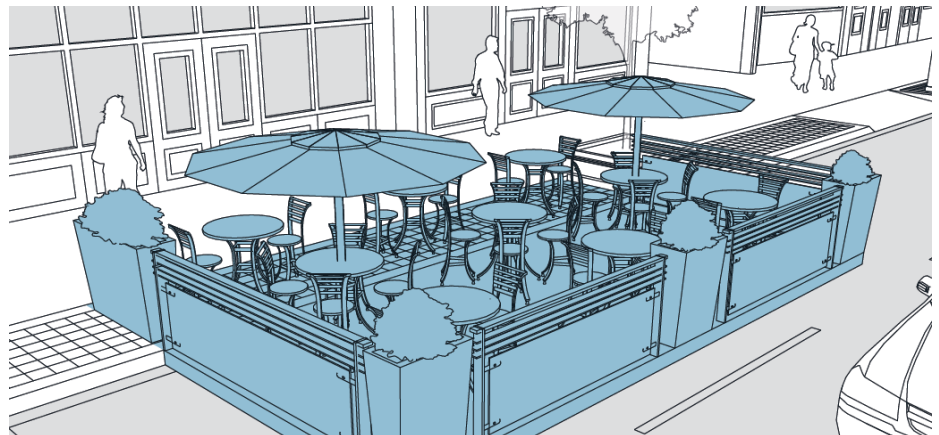
Curbside Cafe



Parklet Cafe



Curbside/Parklet Cafe



TORONTO CAFÉ GUIDELINES

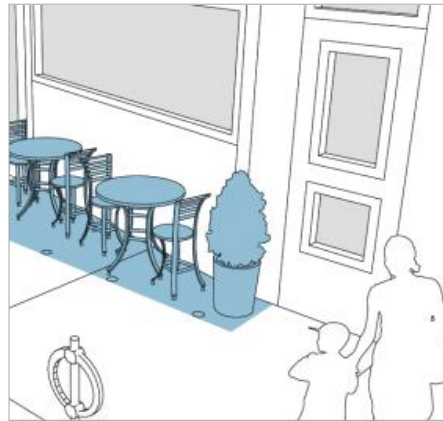
initial directions

KEY DOCUMENT SECTIONS

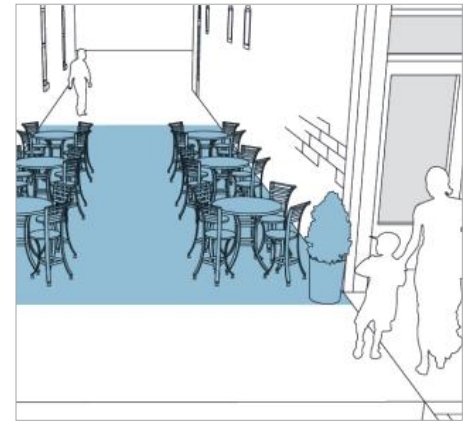
Café Classification

- An introduction to the range of possibilities
- Allow applicants to select their preferred arrangement from the outset
- Not a common section in other guidelines (most jurisdictions only allow a single arrangement)

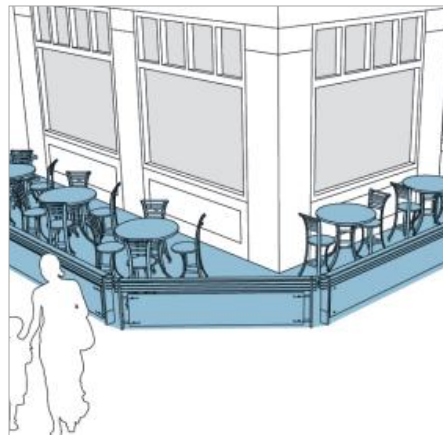
Small Cafe




Alley Cafe



Corner Cafe



Frontage Cafe



TORONTO CAFÉ GUIDELINES

initial directions

KEY DOCUMENT SECTIONS

Common Themes

- High-quality well designed cafes
- Appropriate café locations & clearances
- Safe cafes & sidewalks for all
- Accessible cafes & sidewalks for all



TORONTO CAFÉ GUIDELINES

initial directions

KEY DOCUMENT SECTIONS

Design Elements

- Fencing & Barriers
- Temporary Café Decks
- Café Enclosures
- Tables & Chairs
- Awnings & Umbrellas
- Landscaping
- Street Trees
- Lighting
- Paving Treatments



TORONTO CAFÉ GUIDELINES

initial directions

KEY DOCUMENT SECTIONS

Operations & Maintenance

Roles & Responsibilities	yes
Cleaning	yes
Table Service	yes
Consumption of Liquor	yes
Hours of Operation	yes

Example: Vancouver Parklets

Responsibilities of the Successful Applicant

The City will retain ownership of the parklet structure and is responsible for any major repairs. However, the sponsoring organization is expected to regularly oversee and clean the parklet, and to maintain any plants incorporated into the design.

Successful applicants will be required to sign a letter agreement that commits to the following:

- **Insurance:** You will be required to carry commercial general liability insurance with at least a \$2,000,000 limit as per City Risk Management policies. Most businesses already carry this insurance; please check with your provider. The designer will also be required to carry professional liability insurance to be determined on a case-by-case basis.
- **Cleaning:** You will be required to keep the parklet free of debris, grime, and graffiti. You must clean the surface of the parklet and rinse out the area beneath the parklet at least once a week. Seating should be dried after rainfall if necessary.
- **Landscaping:** You must keep plants in good health, including watering, weeding, and trimming when necessary. Design and maintenance of any landscaped areas must follow the City's Boulevard Gardening Guidelines.
- **Movable Furniture:** Any movable items, such as tables and chairs, must be either locked down at night or taken inside. Unsecured furniture is not permitted after business hours. All tables and chairs must be different from what you are using as part of your business, including sidewalk café tables and tables inside the restaurant.
- **Table Service:** Parklets are free and open to all members of the public to use. You will be responsible for ensuring that there is no table service on your parklet, including the placement of condiments or napkins.
- **Annual Renewal Fee:** Applicants should commit to looking after their parklet for a minimum of three years. You will be required to pay a \$500 annual renewal fee to help recover City costs associated with the program.

Parklets may have to be temporarily or permanently removed under certain circumstances. The City reserves the right to remove part or all of the parklet for street improvements, utility work, emergencies, or repeated violations of the letter agreement. Advanced notice will be given in case of planned maintenance.

TORONTO CAFÉ GUIDELINES

initial directions

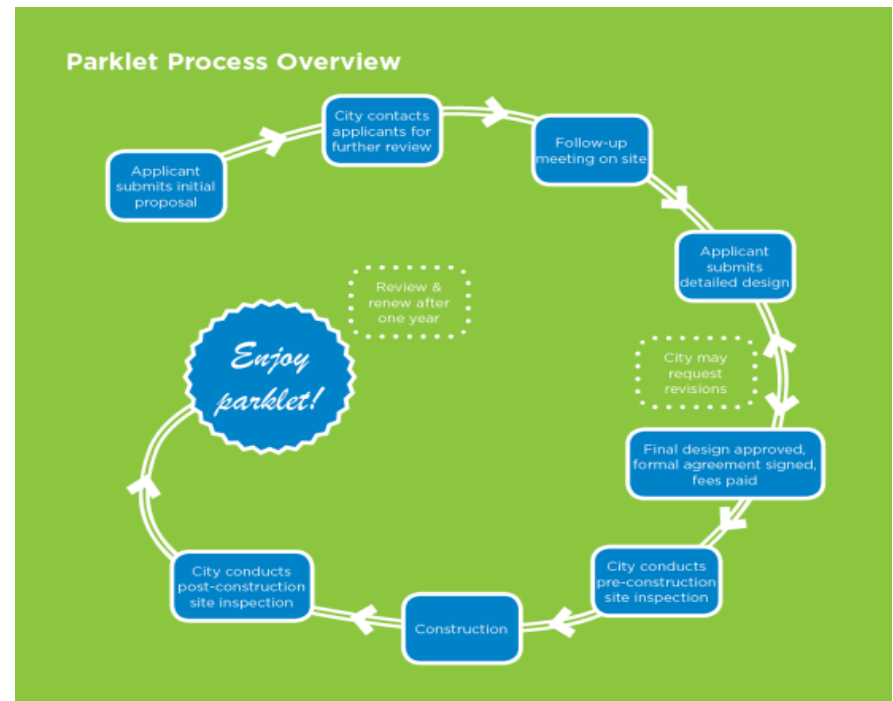
KEY DOCUMENT SECTIONS

Application Requirements

Written Summary	yes
Flowchart of Process	yes
City Contact Information	yes
Application Forms	online
Checklist	online
FAQ's	online

- Many jurisdictions have an application process summary
- Application materials are often found online
- Some jurisdictions have a two-stream or fast track process

Example: Vancouver Parklets



questions ...